

KochiKame 45th Anniversary Special Project

烏龍派出所 45週年紀念 特別企劃

こちかめ
烏龍派出所
45週年紀念
特別企劃

派出所

Dramatic Puzzle Solving Game
戲劇性的解謎遊戲

Travel the shopping district to find the treasure!

巡遊商店街尋寶!

龜有的埋藏金の巻

Buried Treasure in Kameari

龜有寶藏之卷



Solve puzzles and get the treasure!
解開謎團獲取寶物吧!

Event Period
活動期間

November 1 (Mon), 2021 - November 30 (Tue), 2021
2021.11.1 週一 ~ 11.30 週二

For more information, please check out the event website. 詳情請參閱本活動的官方網站。 <https://yodaka.info/event/2107kochikame>
Youroad Service Counter <Address> 3-21-6 Kameari, Katsushika-ku <Hours> Weekdays: Noon - 7p.m., Saturdays: 10a.m. - 4p.m., Sundays and National Holidays: 11a.m. - 5p.m.
龜有銀座商店街服務台 <地址> 葛飾區龜有 3-21-6 <營業時間> 平日: 12:00 ~ 19:00、週六: 10:00 ~ 16:00、週日和例假日: 11:00 ~ 17:00
Hosts: Kameari District Shopping Street Association, Katsushika-ku Contact: Tourism Section, Katsushika-ku 03-3838-5558 Planning and Production: ぶよだかのレコード ©OA/S
主辦單位: 龜有地區商店街協議會、葛飾區 諮詢處: 葛飾區觀光課 03-3838-5558 企劃製作: ぶよだかのレコード

Story 故事

One day, at a shopping district in Kameari, you picked up 3 maps that said "Map of Kameari Treasure." Not knowing whom they belong to, you decided to take the maps to the police station. When you were about to give them to one of the police officers in a bright yellow uniform, a pushy police officer with a unibrow appeared suddenly and took the maps from you. "Nakagawa, what's that? A lost property? What?! Treasure maps?! Give me those!" His name is Kankichi Ryotsu, a.k.a. Ryo. "No, sir! We have to file them properly!" Interrupting Nakagawa's words, Ryo tilted his head to the side and said, "I have no idea how to read these maps... Okay, let's just go to the shopping district ourselves and find the treasure in Kameari!" When he was about to exit the police station, a female police officer in a pink uniform came out from the back of the police station. "Hey Ryo! You're gonna get reprimanded by the Chief again!" "I'll be fine, Reiko! Oh yeah! You guys help, too!"

Now, will you be able to find the Kameari treasure with Ryo and the others?!

某天，在龜有的商店街
你撿到了3張畫著「龜有傳説藏寶圖」的地圖。
由於不知道失主是誰，你前往派出所準備交給警察。
正要將地圖交給一位身著鮮艷黃色制服的警察時，
突然傳來「怎麼了中川，是遺失物嗎？什麼，居然是藏寶圖！快給我！」
一位左右眉毛連在一起的警察強硬地搶走了地圖。
他的名字叫做兩津勘吉。聽說大家都叫他阿兩。
「前輩，不可以！必須要提出申報！」
阿兩歪著頭，打斷了中川的話，
「這張藏寶圖，完全看不懂在畫什麼啊.....」
既然這樣乾脆直接去商店街，找出龜有的寶物什麼之類的！」
說完正要衝出派出所時，
從派出所裡面出現了一位身穿粉紅色制服的女警官。
「等一下阿兩！你又要被部長罵了！」
「沒關係的麗子！對了，你們也來幫忙！」
來吧，你可以和阿兩他們一起找到龜有的寶物嗎!?



We recommend bringing a pen and paper.
建議先準備紙筆。



1

Select a route.

There are 2 routes, "North Side Puzzles: Nakagawa Version" and "South Side Puzzles: Reiko Version."

When you choose a route to challenge, prepare a pen and paper and start the game.

* In order to progress to the Final Puzzles, you will have to complete both routes.

選擇路線

遊戲設有「北口之謎 中川篇」和「南口之謎 麗子篇」兩條路線。
選擇挑戰的路線後，準備紙筆開始遊戲。
※如要前進到最後的謎題，兩條路線均需通關。



Solve the puzzles by looking at the map.

Look at the shopping district on the page for each route to go around the shopping district, gather information, and solve the puzzles.

一邊看地圖一邊解謎

一邊查看各路線頁面上的商店街地圖，一邊巡遊商店街，收集資訊進行解謎。



2

Challenge the Final Puzzles.

When you complete the 2 routes, you will be able to challenge the Final Puzzles. Use your wisdom and the information you have gathered so far to solve the puzzles. When you figure out the Final Puzzle and obtain the final answer, submit it at the Youroad Service Counter, and obtain the Game Completion Certificate.

挑戰最後的謎題

兩條路線通關後，可以挑戰最後的謎題。請利用你的智慧和之前收集的資訊來解謎吧。解開最後的答案並破解了最後一個詞後，請提交給「龜有銀座商店街服務台」，獲取「通關證明」。



3

There are hint panels at the Youroad Service Counter. With those hints, try challenging the puzzles once again.

Youroad Service Counter <Address> 3-21-6 Kameari, Katsushika-ku <Hours> Weekdays: Noon - 7p.m., Saturdays: 10a.m. - 4p.m., Sundays and National Holidays: 11a.m. - 5p.m.

* Shops and facility staff do not know the hints or answers to the puzzles.

在龜有銀座商店街服務台設有提示板。請參考提示再想想看。


龜有銀座商店街服務台：〈地址〉葛飾區龜有 3-21-6 〈營業時間〉平日：12:00 ~ 19:00、週六：10:00 ~ 16:00、週日和例假日：11:00 ~ 17:00

※商店街的店舖以及設施工作人員並不知道謎題的答案或提示。

During the event, the shopping districts will have a campaign!
Show this booklet at a shop where the poster displaying the benefits is hung.
For more information, please check with each shop.

在本活動期間，商店街將舉行促銷活動！請在貼有優惠廣告的店內出示宣傳單。詳情請向各店舖確認。

Look for this logo!
這個圖徽是記號



<About the event>

- Please refrain from solving puzzles or operating a smartphone while walking as it is very dangerous.
- You can start either from the North Route or South Route.
- As long as it is within the event period, you can take as long as you want for the challenge.
- When you find an installation, please do not move it or change it in anyway.
- Any accidents, injuries, or compensation for damage to property while participating in the event is the sole responsibility of the participant. Thank you for your understanding.
- Please do not announce the answers or explanations of the puzzles on SNS or blogs.
- This event may be changed, canceled, or postponed without prior notice due to conditions related to COVID-19. Please check the latest information of the event in advance.

<About countermeasures for COVID-19>

- When participating in the event, please wear a mask and refrain from participating in a large group of people.
- If you are feeling sick or have symptoms like a cold including a fever, please refrain from participating. Always prioritize everyone's health and safety when deciding whether or not to participate.
- If you have any other questions regarding this topic, please check the basic policy and latest information on countermeasures for COVID-19 announced by the government and the Tokyo city administration.

<關於活動>

- 請勿一邊走路一邊解謎或操作手機等，以防發生危險。
- 可從北口路線、南口路線中任意選擇開始解謎。
- 實施期間內可不限天數進行挑戰。
- 發現設置物時請不要移動或損壞。
- 關於參加活動過程中出現的事故、受傷或器物破損等損害，由參加者自行負責，敬請理解再考慮參加。
- 請勿在社群媒體或部落格等公布本活動的答案或解說。
- 依據新冠肺炎疫情的狀況等因素，本活動有可能未經預告逕行中止、變更或延期等。請事先確認活動的最新資訊。

<關於新冠肺炎的防疫對策>

- 在參加活動時，請佩戴口罩，並避免多人參加。
- 出現包含發燒在內的感冒等症狀或身體不適時，請暫緩參加，並且請優先考慮大家的健康和確保安全，再行判斷是否參加。
- 如有不明之處，請確認政府及東京都發布的防疫對策基本方針及最新資訊。

Cooperate with Nakagawa and solve the puzzles of the treasure map! 和中川配合，解開藏寶圖之謎吧！

Solve the puzzles and obtain the treasure! 解開謎題，獲得寶物！

Map of Kameari Treasure : North Side Puzzles 龜有傳説藏寶圖：北口之謎



Let's start the treasure hunt!
We're first going to
the 4 circled locations!
開始尋寶！
首先向畫圈的4個地點出發！

Sir, please don't run.
Enjoy the shopping
district on the north side and
travel slowly!
前輩，請不要用跑的。
我們一邊逛逛北口的商店街
一邊慢慢走吧！

Go to the locations specified in ♠♣♥♦, and solve the 4 puzzles.
前往地圖上 ♠♣♥♦ 的地點，解開4個謎題。

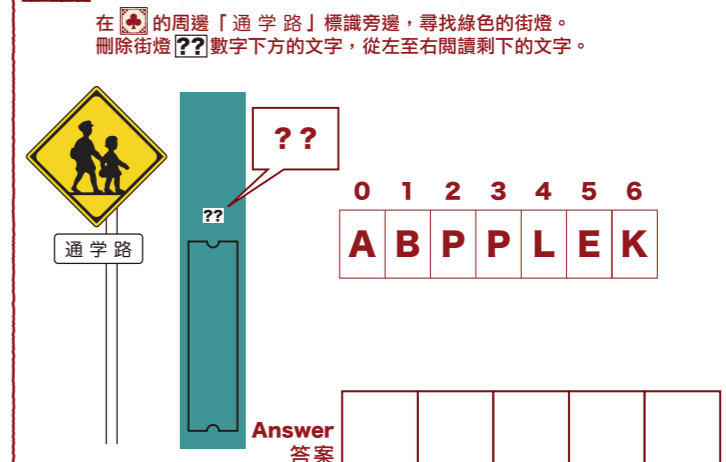
♠ Look for a map around ♠.
在 ♠ 的周邊尋找地圖看板。



Look for 4 images on the map
and read the letters corresponding
to each image.
從地圖看板裡找出右邊4個圖形，
閱讀該地點的文字。

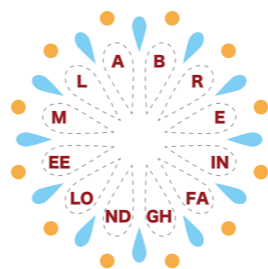
Answer 答案

♣ Look for a green street light next to a 「通学路」 sign around ♣.
Remove the letters under the numbers written on ?? on the
street light, and read the remaining letters from the left.



Answer 答案

♥ Look for a panel on the bulletin board
around ♥.
Look for the letters in parts that are
not painted, and read from the top.
在 ♥ 的周邊尋找布告欄上的提示板。
尋找沒有顏色部分的文字，從上往下閱讀。



Answer 答案

♦ Look for a ㄱ sign around ♦.
在 ♦ 的周邊尋找 ㄱ 的看板。

Starting from ㄱ,
go in the direction of ↗ to find ㄱ or ㄱ.
On the map, read the letters where the
ㄱ or ㄱ are located.
The last letter is the ㄱ or ㄱ with a ㄱ on it.
從 ㄱ 標誌出發，延著 ↗ 方向，尋找 ㄱ 或 ㄱ。
僅閱讀地圖中有 ㄱ 或 ㄱ 位置的文字。
最後的文字是在有 ㄱ 的 ㄱ 或 ㄱ 的位置。



Answer 答案

北

Find out the keyword for the North Side. 解開北口的關鍵詞

Fill out the following blanks with the answers from ♠♣♥♦.
When the blanks are filled, look around the location that the answers indicate.

用 ♠♣♥♦ 的答案填入下方的空格裡。填入空格後，按照完成的文字提示尋找地點。

♠

♣

♥

♦

= KEYWORD

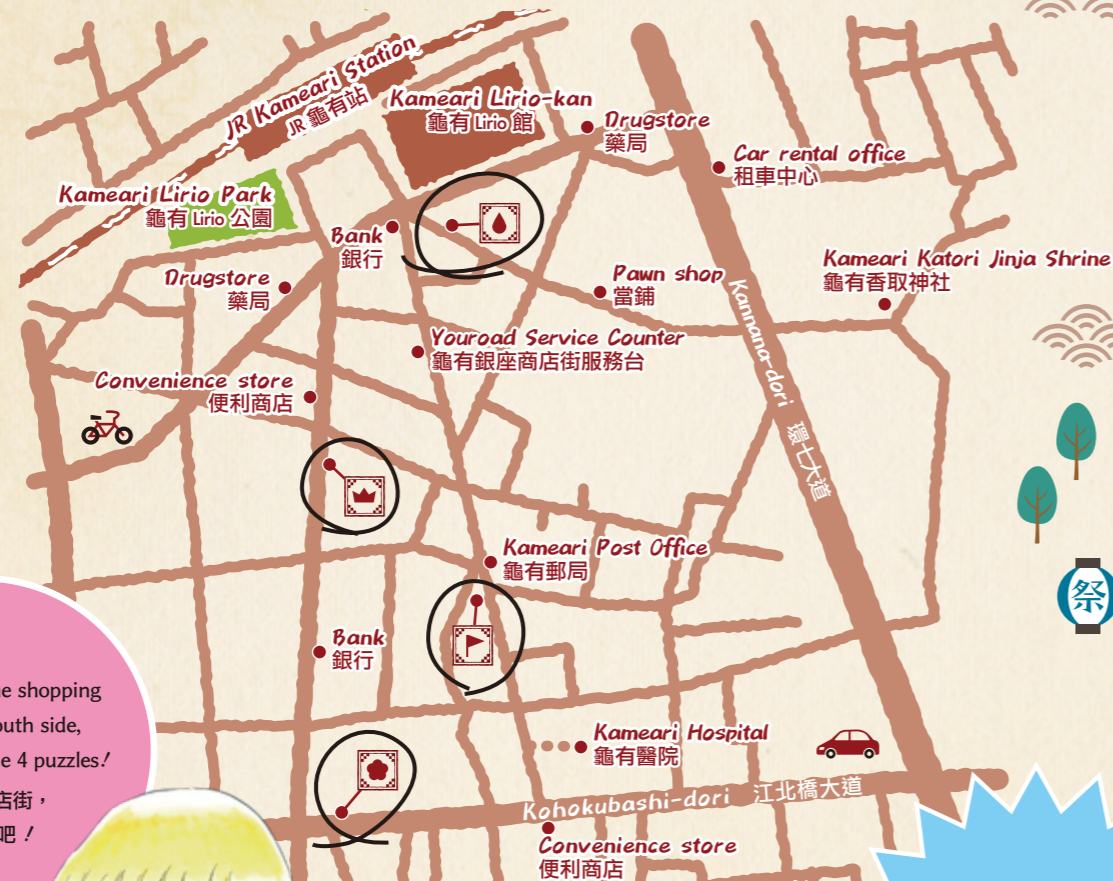
KEYWORD

Cooperate with Reiko and solve the puzzles of the treasure map!

請和麗子配合，解開藏寶圖之謎吧！

Solve the puzzles and obtain the treasure! 解開謎題，獲得寶物！

Map of Kameari Treasure : South Side Puzzles 龜有傳説藏寶圖：南口之謎



Go to the locations specified in , and solve the 4 puzzles. 前往地圖上 的地點，解開 4 個謎題。



Look for the statue of 「中川」 around , and find the item on its right hip. Read the letters around the item in the order of . 在 的周邊尋找「中川」銅像，從下圖中尋找附在腰部右邊的物品。按照 的順序閱讀其周圍的文字。

	C	E	P	
P				
A	I	L	O	N
N				E
	I	M	T	

Answer 答案

--	--	--	--	--	--



Look for 「大原部長」 by looking at the ground around . Read the letters above the head of 「大原部長」 from the left, and you will get the answer. 在 的周邊，看著地面尋找「大原部長」。從左至右閱讀「大原部長」頭上的文字，這樣即可得到答案。

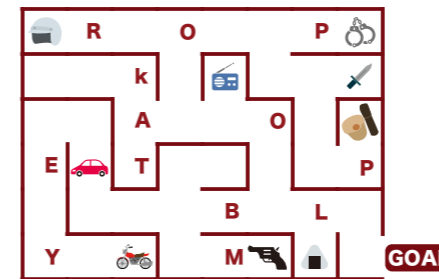
あ = E ん = S
 く = A か = O
 た = T り = N
 め = P い = C

Answer 答案

--	--	--	--	--	--



Look for the statue of 「本田」 around , and find the item on its hip. Read the letters from the same illustration to 「GOAL」. 在 的周邊尋找「本田」銅像，找出附在腰部的物品。按照與其相同的插圖前往「GOAL」，並閱讀途中經過的文字。



Answer 答案

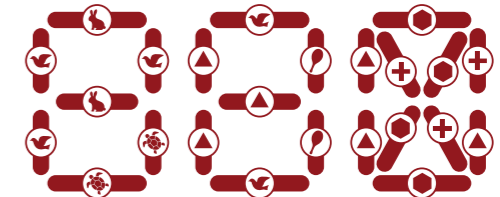
--	--	--	--	--	--



Look for the statue of 「サンバ両さん」 around and look for ①, ②, and ③. 在 的周邊尋找「サンバ両さん」銅像，找出①②③。

- ① A thing that 「サンバ両さん」 has. ①「サンバ両さん」持有的物品
- ② A creature to the right of 「サンバ両さん」. ②「サンバ両さん」右邊的生物
- ③ A symbol under the creature to the right of 「サンバ両さん」. ③「サンバ両さん」右邊生物下方的圖形

Remove the lines with ①, ②, and ③, and read the remaining letters. 刪除①②③的線並閱讀顯現的文字。



Answer 答案

--	--	--	--	--	--

南

Find out the keyword for the South Side. 解開南口的關鍵詞

Fill out the following blanks with the answers from . When the blanks are filled, use the letters to solve the formula. The remaining letters will make up the keyword.

用 的答案填入下方的空格裡。填入空格後，使用文字解開計算式。剩下的文字即為關鍵詞。

--	--	--	--	--	--	--	--	--	--

 -

--	--	--	--	--	--	--	--	--	--

 = ???

KEYWORD

--	--	--	--	--	--	--	--	--	--

Final Puzzles
最後的謎題

Solve the Final Puzzles to find the treasure!

解開最後的謎題，找出寶物吧！

You're very close to figuring out the treasure maps! But then, Ryo suddenly went somewhere after giving the last map to you. You're close to finding the treasure. 還差一點，藏寶圖就要破解了！這時，阿兩突然將剩下的一張地圖交給你走了。距離藏寶處就差一點了。



That's suspicious.
Maybe he's trying to keep the treasure for himself!

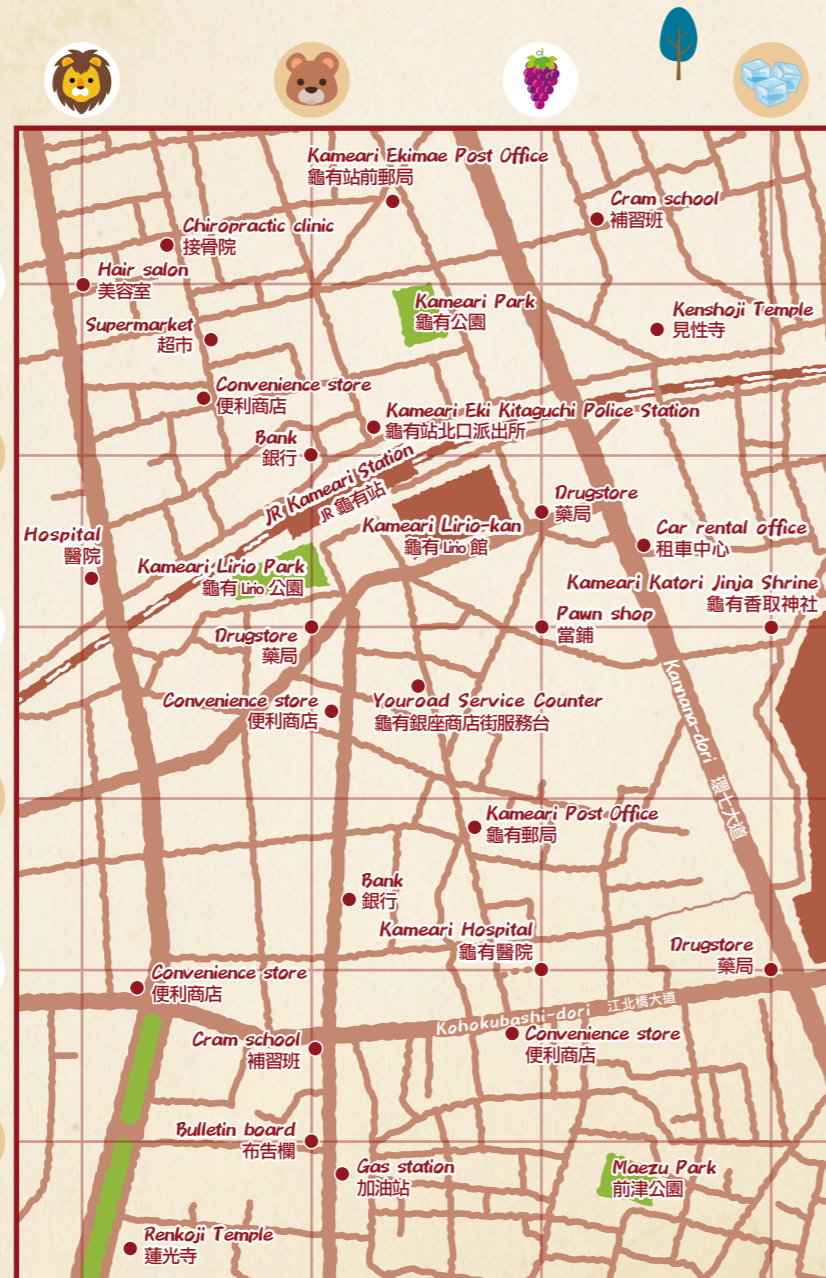
真奇怪。可能是想獨占寶物吧！



We're talking about Ryo.
He might've done something to the last map!
說不定阿兩在地圖上動了手腳！

Solve the puzzles and obtain the treasure! 解開謎題，獲得寶物！

Map of Kameari Treasure : Final Puzzles 龜有傳說寶物地圖：最後的謎題



S-sorry! I just remembered an urgent matter!
You handle the rest!
對……對不起！
我想起來有急事！
接下來交給你了！



After solving the North and South Side Puzzles, follow the subsequent instructions.
解開北口和南口的謎題後，按照下方的指示。

If you have not solved the puzzles yet, solve the North and South Side Puzzles first. 如果還未解開，先解開北口和南口的謎題。

Look for marks matching the North Side and South Side keywords, and go to the location where they intersect.

尋找北口和南口的關鍵詞符號，前往交叉的地點。

北 KEYWORD

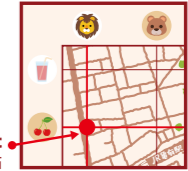
--	--	--

南 KEYWORD

--	--	--

E.g., In the case of a lion mark and cherry mark intersecting.
例：獅子和櫻桃的符號交叉的地點

Location where the marks intersect
交叉的地點



When you get to the location indicated above, among 2 big signs on the premises, look for a sign that says 「龜有今昔物語」 on the top left corner, and solve the following puzzle.

到達上方提示的地點後，從區域內 2 個大看板之中，尋找左上方寫著「龜有今昔物語」的看板，解開下方的謎題。



Look for the pictures that have the same lineup as the figures on the left from the sign. Next, connect the letters in the order of the following numbers.

從看板上尋找與左邊圖形相同排列的照片。接著，按照下方數字的順序連接文字。

8 4 1 2 10 9 5 6 7

Put the connected letters one by one in the following blanks, and 2 words will be made. Look for the marks matching the 2 words, and go to the location where they intersect.

將按照順序連接的文字分別填入下方的空格裡，這樣即可完成 2 個詞。尋找 2 個詞的符號，前往交叉的地點。

--	--	--	--	--	--	--	--

and

--	--	--	--	--	--	--	--

When you get to the location indicated above, solve the Final Puzzle.
到達上方提示的地點後，可以得知最後一個詞。

Among the letters written under the trees on the panel inside the transparent board in a frame held up by silver poles, read only capital letters from the left. That is the final answer.

銀框透明板內有提示板，從左邊開始閱讀樹木插圖下方的大寫字母。那就是最後一個詞。

Final answer
最後一個詞

--	--	--	--	--	--	--	--

When you figure out the final answer, submit it at the Youroad Service Counter, and obtain the Game Completion Certificate!
在破解了最後一個詞後，請前往龜有銀座商店街服務台領取「通關證書」吧！